

TARGET PRACTICE

Fill in each of the layers of the target in order to achieve your end goal and score the bullseye.

Topic Focus:

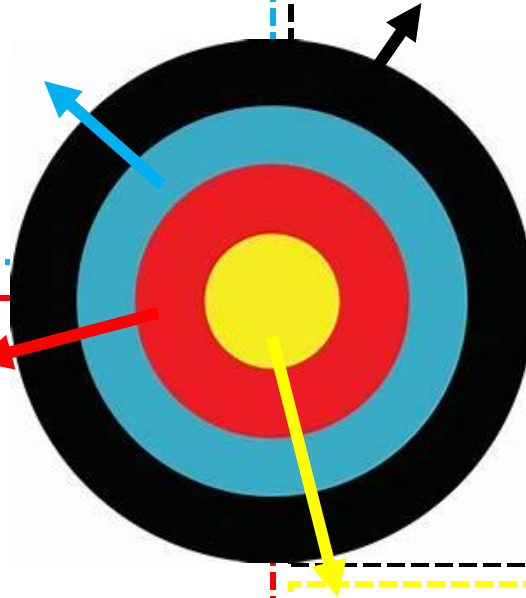


What key words did you learn?

Draw an image/diagram of something you found difficult at first that shows how you now understand it...



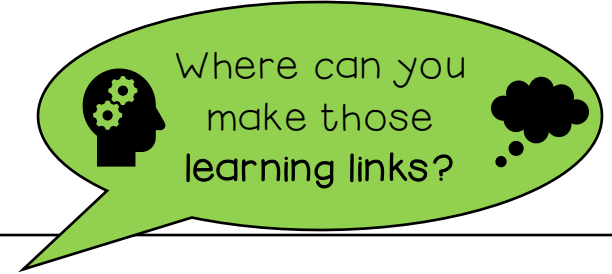
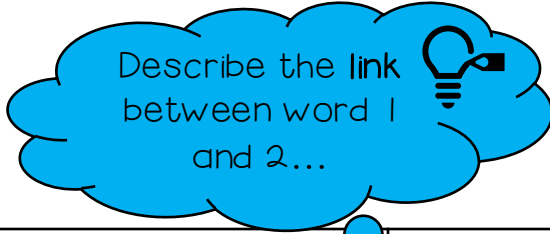

Use 3 of the key words in a sentence to show how you understand them...



Create an exam style question that you can ask your partner on something you have learnt...



Make the Link



| Word 1 | Word 2 | Link |
|--------|--------|------|
| | | |
| | | |
| | | |
| | | |
| | | |



COPS & ROBBERS

Cops – write down everything you can remember about this topic

Investigator – do you have any questions about this topic?
Any key words to revisit?


Robbers – discuss with a peer what you have in your Cops and Investigator box, 'rob' your partners ideas and add to your Robbers box.

Topic:

Cops

Investigator

Robbers





COPS & ROBBERS


Topic:

Cops – write down everything you can remember about this topic

Robbers – discuss with a peer what you have in your Cops box, 'rob' your partners ideas and add to your Robbers box.

Cops

Robbers






1. Create a coloured key for each topic
2. Colour the key term according to the topic it belongs to
3. Define each key term



| | | |
|--|--|--|
| | | |
| | | |
| | | |

Retrieval CHALLENGE GRID



Can you score 10 points or more by answering the following questions from previous lessons.

Last Lesson = 1 Point


Last Unit = 3 Points

Last Week = 2 Points

Older = 4 Points

| | | | |
|--------|--------|--------|--------|
| Yellow | Green | Pink | Blue |
| Blue | Yellow | Green | Pink |
| Pink | Blue | Yellow | Green |
| Green | Pink | Blue | Yellow |

Challenge Grid



Can you score 10 points or more by answering the following questions from previous lessons.

1 Point

3 Points

2 Points

4 Points

| | | | |
|--|--|--|--|
| | | | |
| | | | |
| | | | |
| | | | |

Brain Dump

Write down everything
you remember about
the topic.



Topic:

30 Seconds



1 Minute



Peek & Add



Brain Dump


Topic:

Write down everything
you remember about
the topic.



I remember...

Peek & Add



Starter Grid



Can you score **10 points** by answering the following questions from previous lessons.

Last Lesson = 1 Point

Last Unit = 3 Points

Last Week = 2 Points

Older = 4 Points

| | |
|--|--|
| | |
| | |

What words or phrases do you associate with each of the terms below?



MAKE THE LINK



| | | | |
|--|--|--|--|
| | | | |
| | | | |

Each of the images below has a link to our topic, can you make the link?



MAKE THE LINK

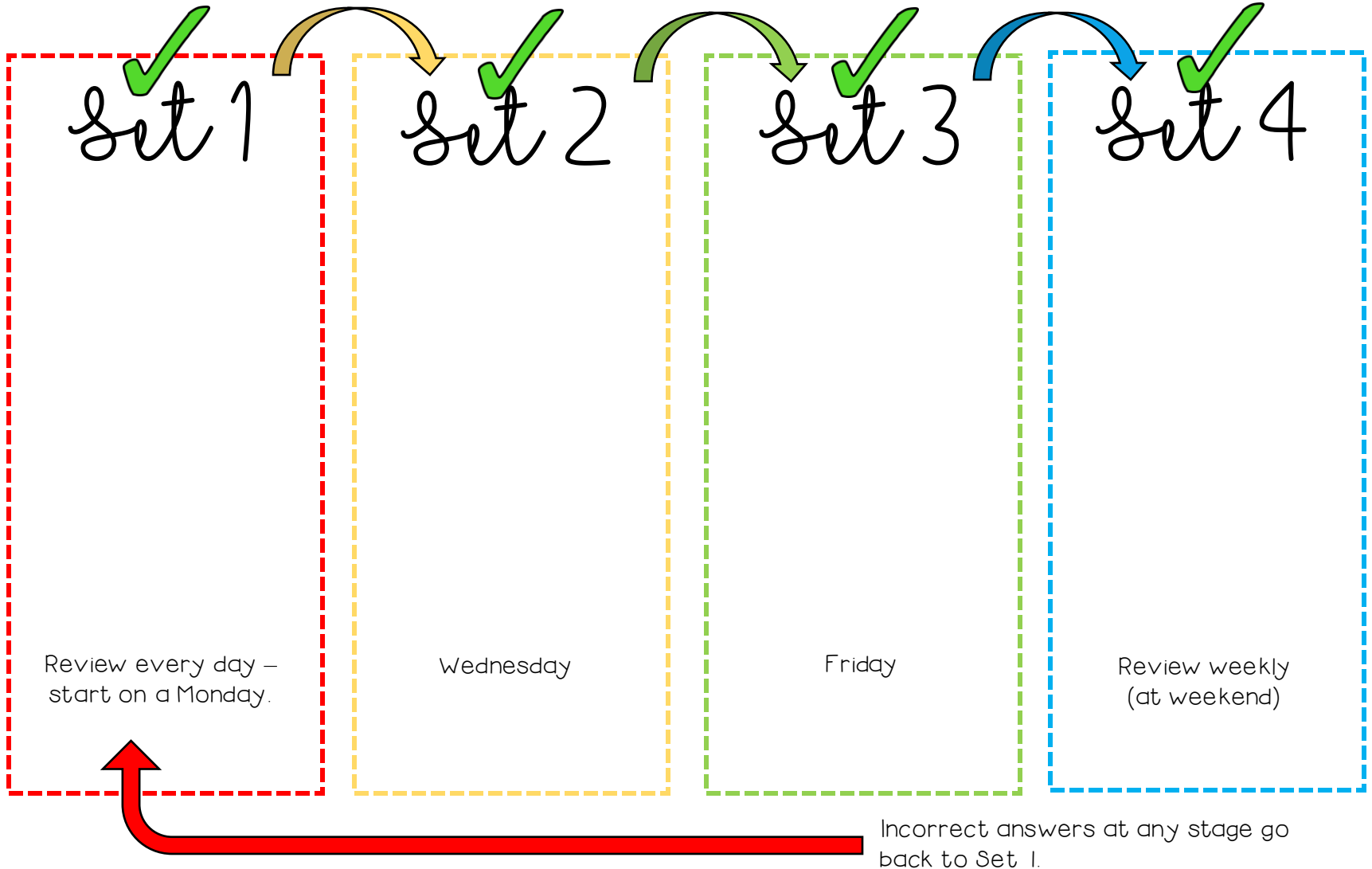


| Image | Link |
|-------|------|
| | |
| | |
| | |
| | |
| | |




SPACED RETRIEVAL

flash cards

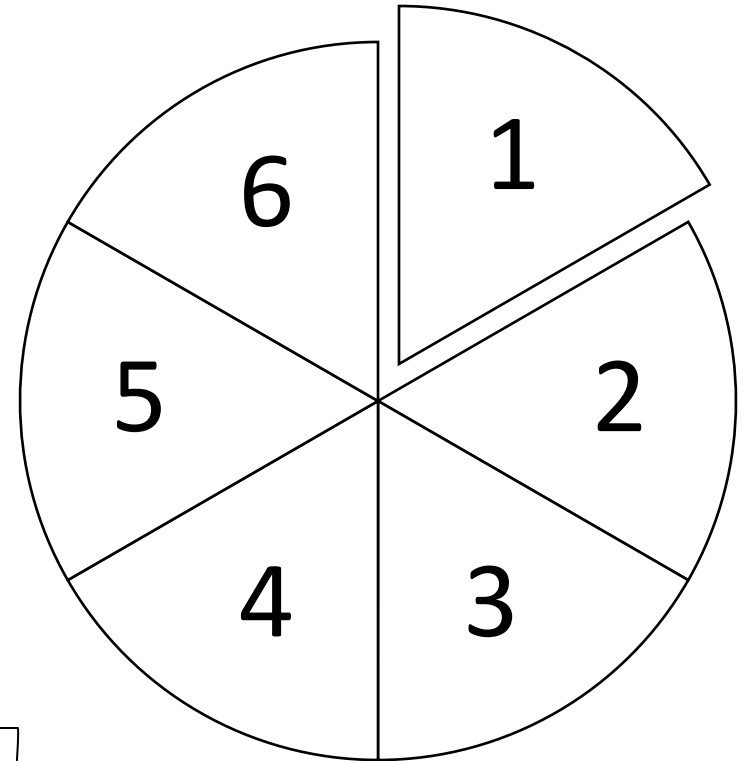


When you have reviewed a flash card correctly several weeks in a row, it can move to a separate set that you review monthly.

confidence CLOCK



| | |
|---|-----------------------|
| 1 | Type question here... |
| 2 | Type question here... |
| 3 | Type question here... |
| 4 | Type question here... |
| 5 | Type question here... |
| 6 | Type question here... |



Answer all the questions above.

When you can **confidently** answer the question (no notes), shade the segment on the clock **colour A**.

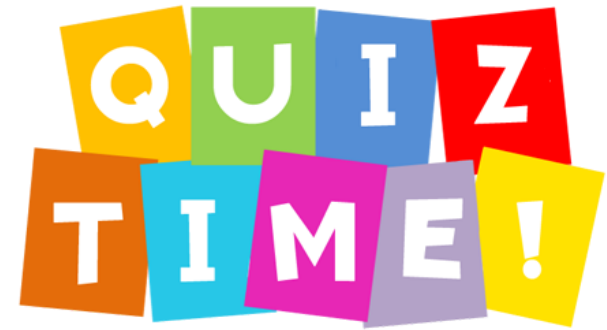
If you cannot answer the question, use our notes or ask the person next to you to find the answer, shade the segment on the clock **colour B**.

Confidence Key:

| | |
|---|--|
| A | |
| B | |

QUIZ, QUIZ

Trade, Trade



Step 1

Ask your partner the question on your flash card.
Once they have answered the question you need to tell them if they are correct.

Step 2

Swap roles with your partner, they will now ask you the question on their flash card and tell you if your answer is correct.

Step 3

Swap flash cards with your partner.
Then move clockwise to the next desk/workstation.

Step 4

Start again at step 1 and repeat until you return to your own desk/workstation.

Questions may be issued by your teacher, or you may be asked to create your own.

RETRIEVAL

Relay Race



Start in the first box and write everything you can about the topic, pass clockwise, the person cannot repeat anything already written, continue until all 4 boxes are filled.

| | |
|--|--|
| | |
| | |

The form consists of four empty rectangular boxes arranged in a 2x2 grid. A large orange arrow points from the top-left box to the top-right box. A large orange arrow points from the top-right box to the bottom-right box. A large orange arrow points from the bottom-right box to the bottom-left box. A large orange arrow points from the bottom-left box to the top-left box, completing a clockwise cycle.



List It...



Write down everything you can remember about the topic given. When the timer goes off, swap with your partner – correct = ✓, incorrect = ✗, add anything they missed.

A large dashed rectangular box containing a smaller dashed circular area. The circular area contains the handwritten text "What I missed..." in a cursive font.

LIST IT *Suite*



Write down everything you can remember about each of the topics shown.

| <i>Topic 1</i> | <i>Topic 2</i> | <i>Topic 3</i> |
|----------------|----------------|----------------|
| | | |

THROWBACK

Thursday



Create your own questions based on the content of today's lesson/this week's lessons (with answers). You will come back to these and attempt to answer them closed book at a later date!

| Question | Answer |
|----------|--------|
| | |
| | |
| | |
| | |
| | |
| | |
| | |
| | |
| | |
| | |

FLASHBACK



Friday

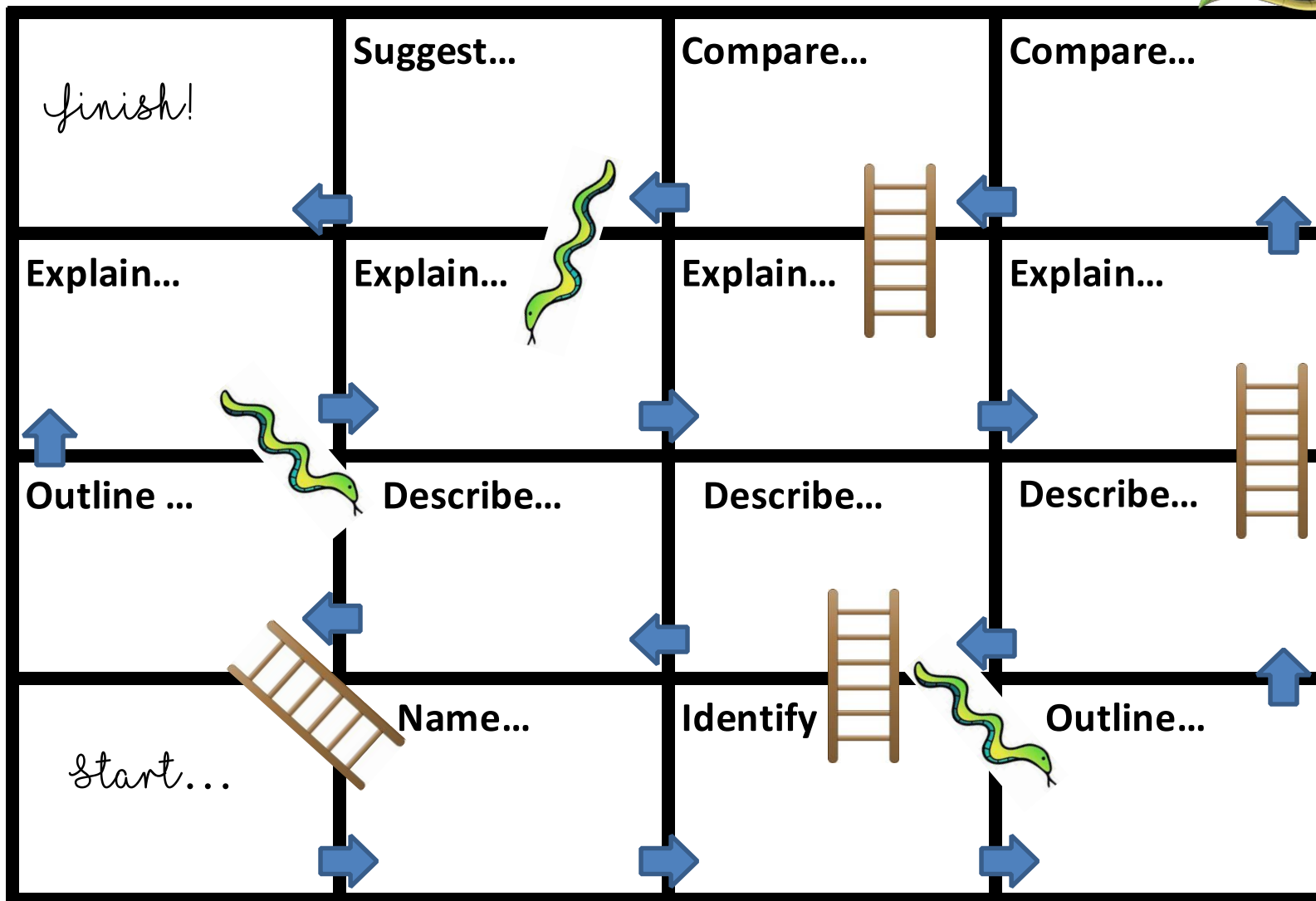
Create your own questions based on the content of today's lesson/this week's lessons (with answers). You will come back to these and attempt to answer them closed book at a later date!

| Question | Answer |
|----------|--------|
| | |
| | |
| | |
| | |
| | |
| | |
| | |
| | |
| | |
| | |

SNAKES & Ladders



Move round the board, following the arrows, snakes and ladders.



Knowledge Meter




Answer the following knowledge based questions.

| | Question | Value | Answer |
|----|----------|-------|--------|
| 1 | | 1 | |
| 2 | | 1 | |
| 3 | | 2 | |
| 4 | | 2 | |
| 5 | | 2 | |
| 6 | | 3 | |
| 7 | | 3 | |
| 8 | | 3 | |
| 9 | | 4 | |
| 10 | | 4 | |

| |
|--------------------|
| Total Score /25 |
| Multiply by 4 |
| % |

Add your % to the thermometer.



80- 100% - Excellent Knowledge

You have excellent knowledge of this topic and this will provide a great foundation for accessing the highest grades.

50-79% - Secure Knowledge


You have secure knowledge of this topic, this will support you to achieve a strong pass in your exam, try to continue to improve your knowledge to access the highest grades.

Below 49% - Developing Knowledge

You have some knowledge of this topic, you should continue to revisit the areas you struggled with to improve your final grade.

CONNECT 4

Instructions: Working in pairs (choose a colour each), take turns to answer the questions. When you get one correct, shade or cover the space on the board. The first person to get 4 in a row wins.





Instructions:

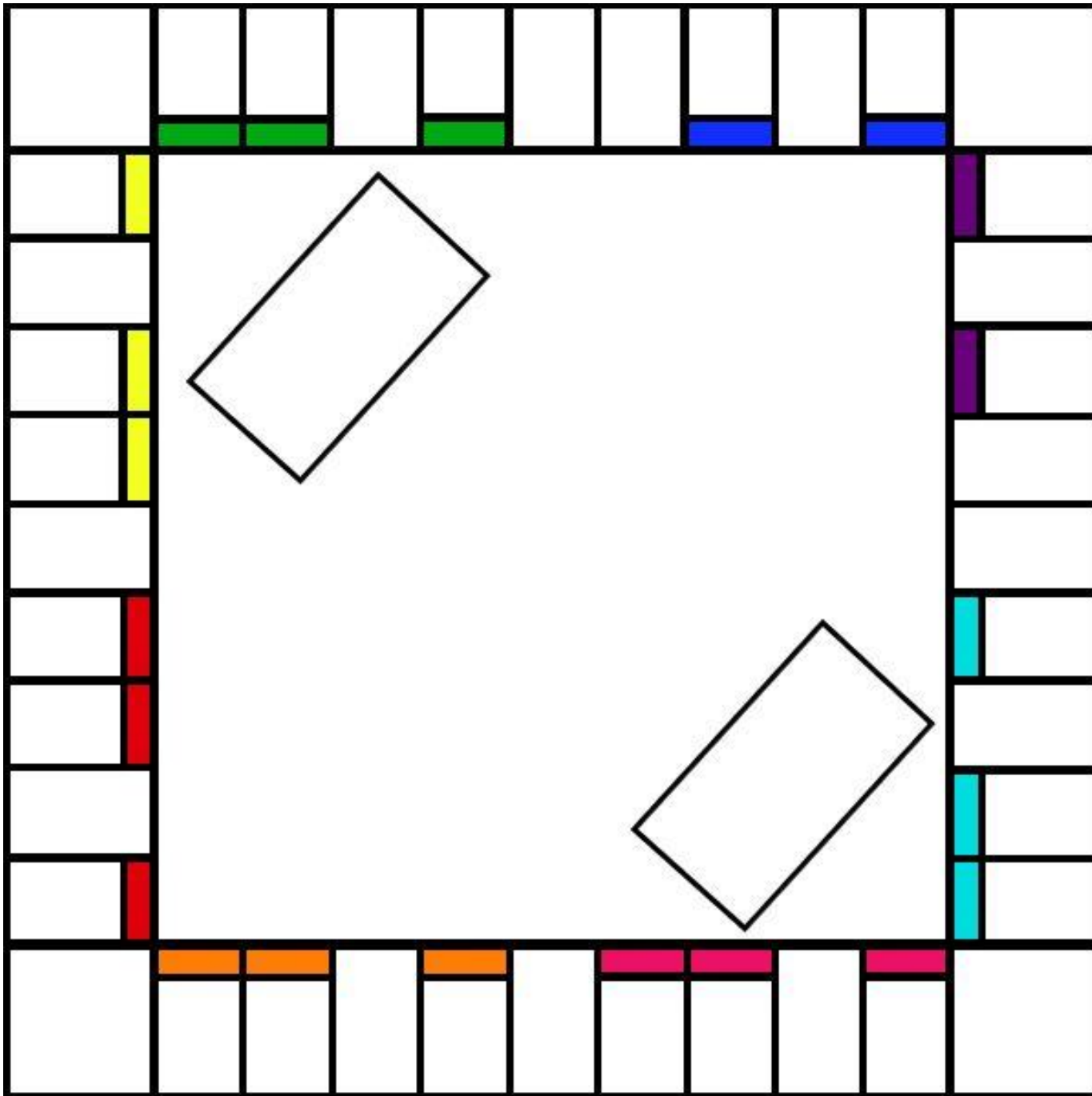
Each player starts with
£1,000.

Start on Go, roll the dice and
move round the board.

Answer the question you land
on. If you answer correctly
you own the property.
Answer incorrectly and miss a
go.

If someone lands on your
property they need to pay you
the value of the property.

The winner is the person with
the most 'profit' at the end of
the game.



RETRIEVAL

Rewind



What did you learn?

Last lesson

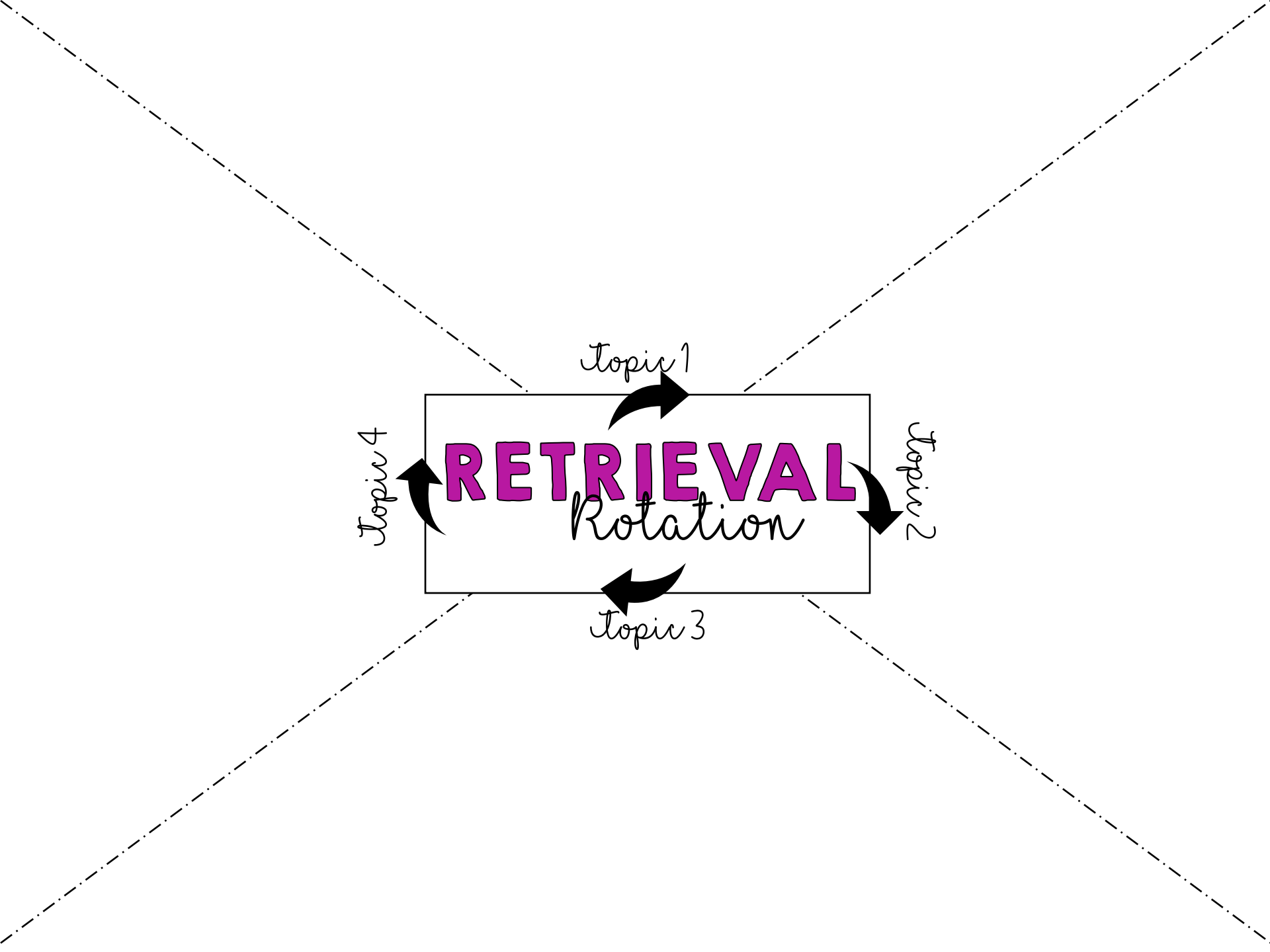


Last week



Last topic





Topic 1

RETRIEVAL

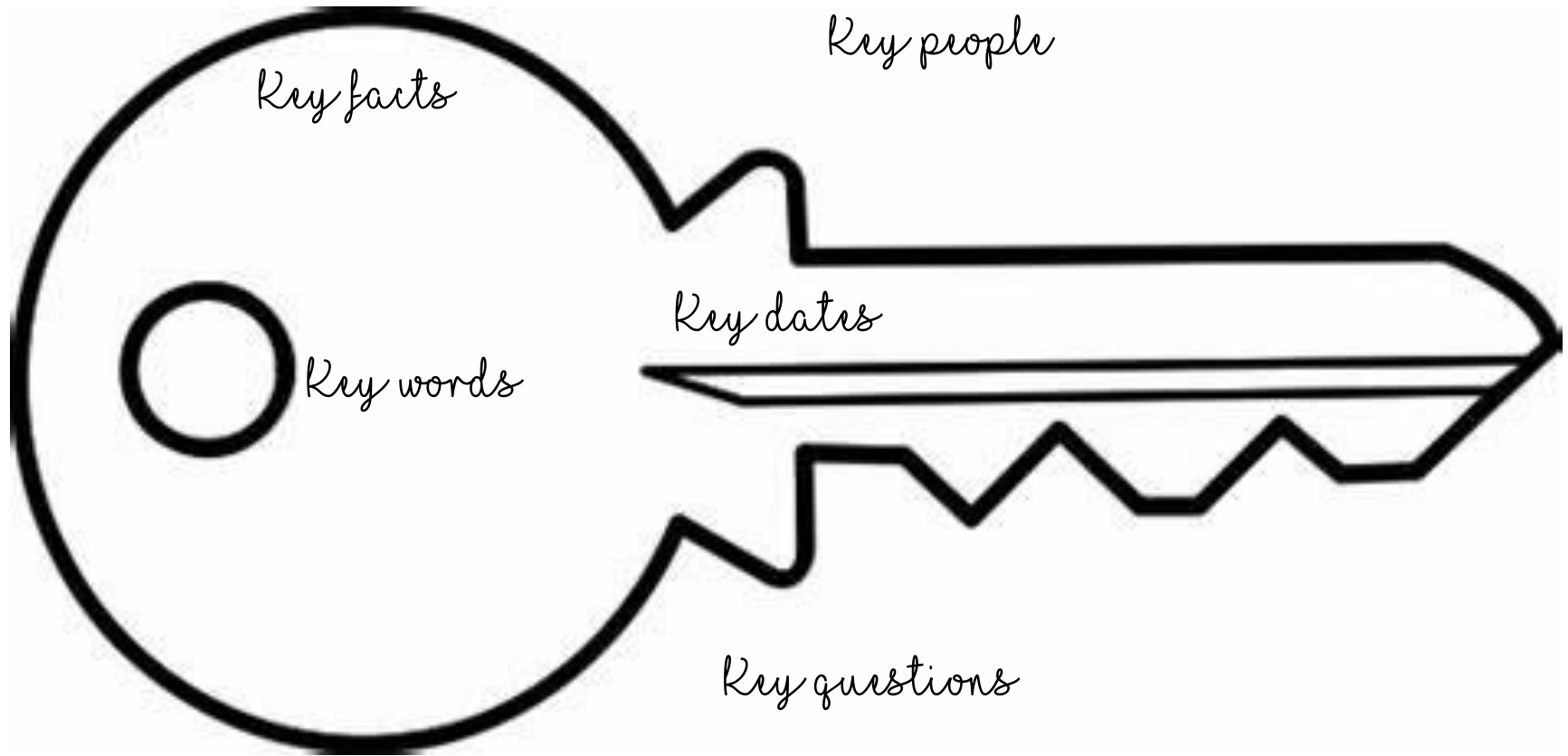
Rotation

Topic 4

Topic 2


Topic 3

KEY Reflection



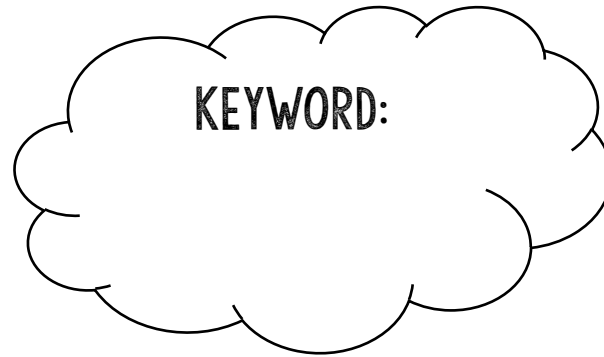
KEYWORD

Spotlight



In your own words write a definition...

Use the term correctly in a sentence...




What other words are connected/
linked to this keyword?

Create a question where
the keyword is the
answer...

Draw or find an image to
illustrate this keyword...

KEYWORD

Spotlight Grid



| Keyword | Definition | Use the term correctly in a sentence | Create a question where the keyword is the answer | Draw a picture to show the keyword | Other keywords linked to keyword |
|---------|------------|--------------------------------------|---|------------------------------------|----------------------------------|
| | | | | | |
| | | | | | |
| | | | | | |
| | | | | | |

VOCABULARY

chase

Move round the board following the instructions.

Start

Type

Type

Type

Type

Go back to the start!

Type

Type

Roll again!

Type

Type

Go forward two spaces!

Type

Type

Type

Type

Miss a turn!

Type

Type

finish


 Use the word correctly in a sentence.

 Follow the instructions!

 Give a definition of the word.

ROLL, RECALL


Revise



Roll the dice twice, the first number is the column and second the row. Answer the question in the box on the grid.

| | 1 | 2 | 3 | 4 | 5 | 6 |
|----------|----------|----------|----------|----------|----------|----------|
| 1 | | | | | | |
| 2 | | | | | | |
| 3 | | | | | | |
| 4 | | | | | | |
| 5 | | | | | | |
| 6 | | | | | | |

ROLL, IDENTIFY *Link*

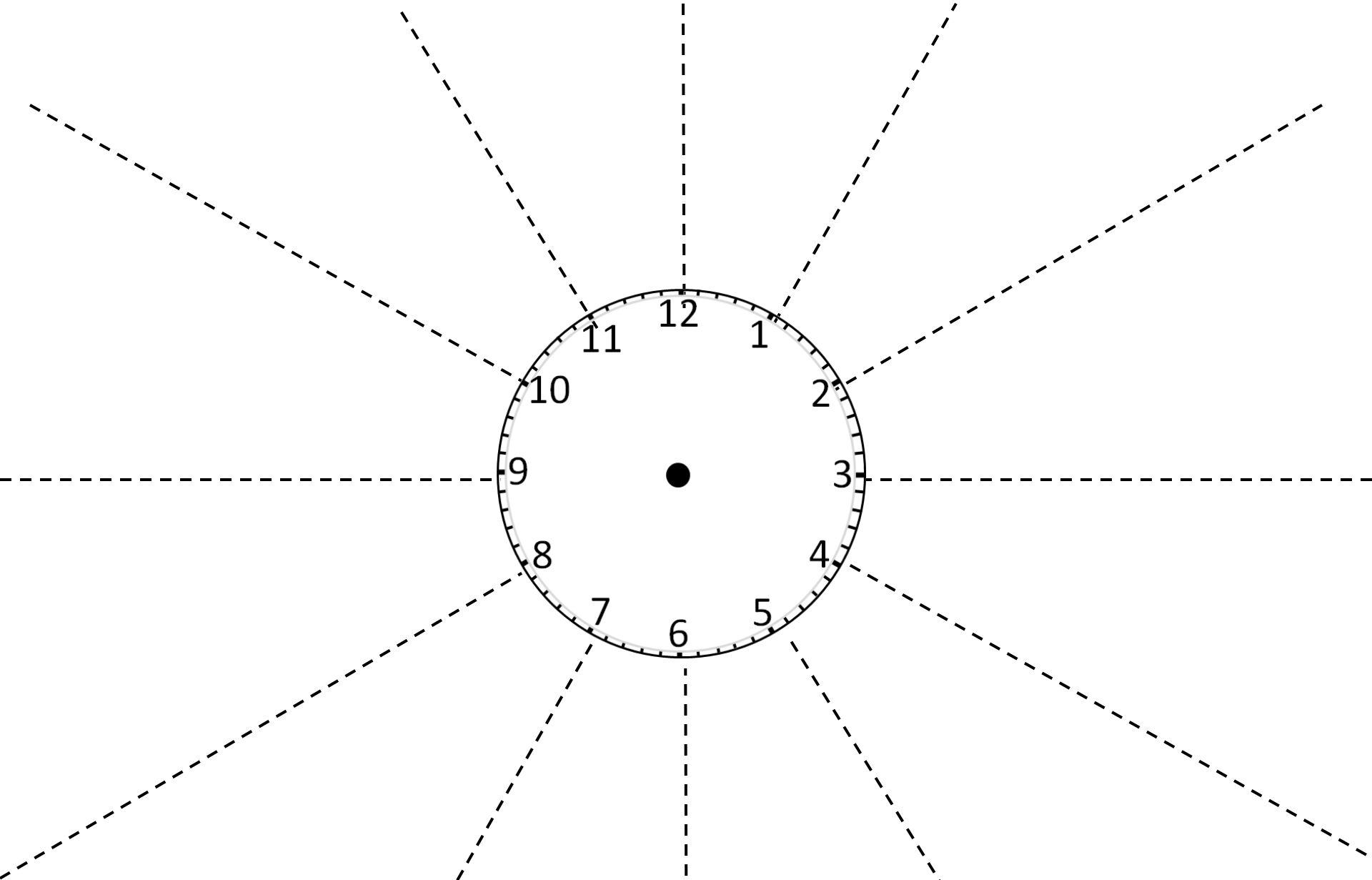


Roll the dice twice, the first number is the column and second the row. Identify as many keywords from the topic that start with the letter... can you link any of the words?

| | 1 | 2 | 3 | 4 | 5 | 6 |
|----------|----------|----------|----------|----------|----------|----------|
| 1 | A | J | I | D | F | B |
| 2 | H | K | B | W | R | I |
| 3 | Y | E | O | F | S | U |
| 4 | L | C | A | M | T | N |
| 5 | G | O | V | P | C | D |
| 6 | R | Z | S | E | S | T |


AGAINST *The clock*

Race against the clock to fill in what you know for each wedge on the diagram.



RETRIEVAL

Placemat



Without looking at your notes, answer each of the points in the placemat.

What keywords did you use or learn last lesson?

State 3 key facts from the last lesson.

Explain a key concept or idea from last week in your own words.

Ask your partner 3 questions based on the content covered this term.

Discuss with your partner what we covered in a lesson last week.

RETRIEVE, RETRIEVE, *Retrieve*



Without looking at your notes, answer each of the points in the placemat.

What keywords did you use or learn last lesson?

State 3 key facts from the last lesson.

Draw an image of something you learned last week.


Create 3 questions to test someone else's knowledge about the current topic.

Summarise your learning of the current topic in under 30 words.



Instagram

Create an Instagram post to summarise the topic/lesson.




What will you name the Instagram account?



Draw/insert an image or infographic to show your learning.

Add a short caption and hashtags to summarise your learning.





Tweet, Tweet

Recall, Retweet

1

Create a Tweet about a previous topic or lesson in 140 characters or less.

2

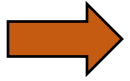
Choose a Tweet from one of your peers and Retweet with further information they hadn't included.



RETRIEVAL


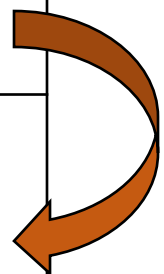
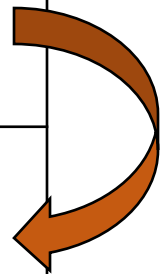
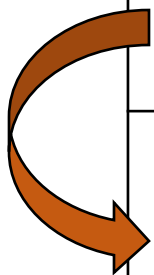
Race




Start at the beginning and work round the board, the person to answer all questions **correctly** first wins.



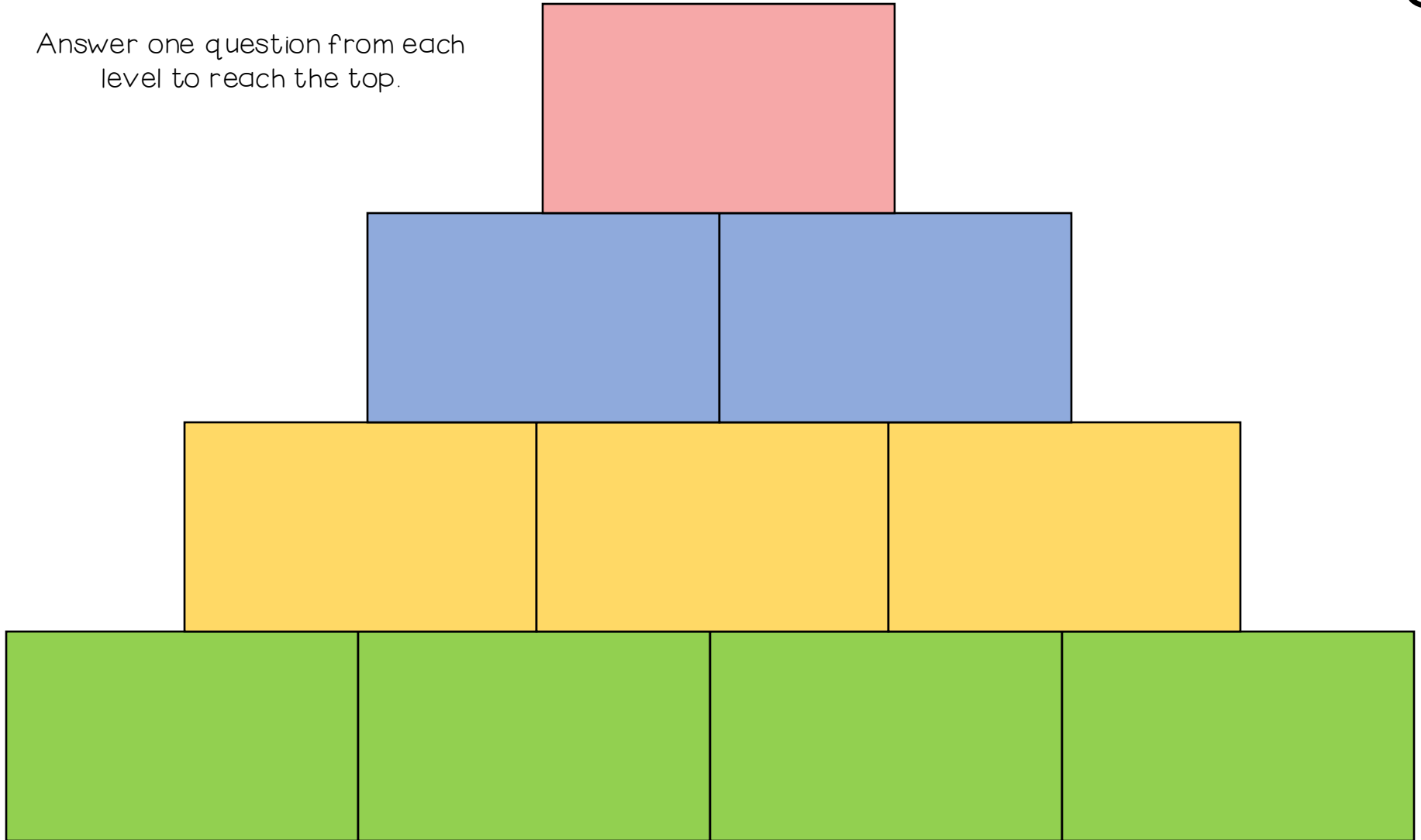
| | | | |
|---|--|--|--|
|  | | | |
| | | | |
| | | | |
|  | | | |



Retrieval SUMMIT



Answer one question from each level to reach the top.



Trivial Pursuit

